


The Road to Trends

In Search of Signs of the Times

流行路



Hey Deoji,
are we going somewhere
today?




We sure are! Today we're going
to follow along the museum's
Road to Trends and find the
"it" items of each major
historical time period!



"It" items?
Like things many people
wanted to have?
Oh, I'm so curious!



By looking at the must-have
items of each era, you can
see what was popular at
the time. It's going to
be fun. Let's get going!



To learn more
about the hashtags,
scan the QR code.

**For Upper-elementary
School Students**

Permanent Exhibition
Activity Booklet for
Elementary School Students

Utility Knife from the Paleolithic period



Hand Axe

What did the people of the Paleolithic period do with their hand axes? They could do just about anything with this utility knife that could cut and break things. Look around us to see if you can find a useful item, like this hand axe.

#1F_Paleolithic_Period_Gallery_(101)
#How_were_they_made?
#Carved_cross_sections
#Uses_cutting_carving_stabbing_breaking
#Multitool_Swiss_Army_knife

Food Containers of the Neolithic Period



Bowl (Comb-pattern Pottery)

The first major chemical invention of humanity: firing clay to harden it. Neolithic people stored the grains they harvested in earthenware vessels.

#1F_Neolithic_Period_Gallery_(102)
#Comb-pattern_pottery_why_are_they_reddish?
#Firing_clay_hardens_it
#Why_were_comb-patterns_used?
#Storage_cooking_(boiling)



A Snapshot from the Bronze Age



Ritual Bronze Object with Farming Scenes

These farming scenes show how people farmed at the time. However, a part of this item is missing. What do you think was shown on the missing part?

#1F_Bronze_Age_Gallery_(103)
#Man_plowing_a_field_with_a_weederplow
#Birds_bringing_grains_and_guardian_poles
#Imagine_what_the_picture_on_the_missing_part_would_have_looked_like

Guardian Deities of the Goguryeo Kingdom



Great Tomb of Gangseo

(a replica of a Goguryeo-period tomb mural)

The people of the Goguryeo Kingdom painted pictures inside tombs. Sometimes they made recordings of the person's life, and at other times they painted guardian deities to protect the tomb. Let's take a look at the different creatures painted in each direction.

#1F_Goguryeo_Kingdom_Gallery_(105)
#Why_were_these_four_animals_painted_in_tombs?
#East (Blue Dragon)_West (White Tiger)_South (Red Phoenix)_North (Black Tortoise and Serpent)
#Hyeonmu_is_a_mythological_animal_combining_a_tortoise_and_serpent

Baekje Decoration



Ridge-end Tile

The roofs of traditional Korean houses are covered with tiles. Both ends of the peak of tiled roofs have large tiles that look like wings. They are called **chimi** in Korean. How did they get these ridge-end tiles up so high?

#1F_Baekje_Kingdom_Gallery_(106)
#Roof_tiles_ancient_building_materials_made_by_Baekje_people
#Environmental-friendly_materials_air_distribution_breathing_clay
#Assemblable_structure_disassemblable
#Ridge-end_tile_bird_wing_fish_tail
#Fire_prevention_stay_away_fire_demons!




Silla Kingdom Tiara



Gold Crown

Many shiny and complex golden crowns from the Silla Kingdom have been found. Silla is famous for gold. They made crowns like a headband with ornaments in the shape of tree branches and deer antlers. Let's take a look and see how they made these decorations.

#1F_Silla_Kingdom_Gallery_(108)
#Branches_and_antlers
#With_what_and_how_were_they_made?
#Incising_lines_and_cutting
#Was_it_actually_used?



Tumbler from the Goryeo Dynasty



Celadon Kundika

Kundika was a water container. It was used to offer clean water to Buddha. Let's find a Kundika in this gallery made from a different material.

#1F_Goryeo_Dynasty_I_Gallery_(113)
#Kundika_materials_glazed_earthenware_porcelain_metal
#Why_was_the_ritual_vessel_decorated_with_a_waterside_landscape_design?
#There_are_kundika_made_with_silver_inlay
#Visit_the_Metal_Crafts_Gallery_on_the_third_floor_for_more_information!

The printers of the Goryeo Dynasty



Movable Metal Type

(Printing Culture of Goryeo Dynasty)

Goryeo was the first country in the world to print books with movable metal type! The invention of movable metal type made it possible to print diverse books. What are the differences between woodblock printing and metal type printing?

#1F_Goryeo_Dynasty_II_Gallery_(116)
#How_to_produce_movable_metal_type
#Comparison_of_woodblock_and_metal_type_printing
#How_were_metal_types_stored?
#Visit_the_Joseon_Dynasty_Gallery_on_the_first_floor_for_more_information!

An “It” Item from Goryeo Buddhism



Bronze Bell with Inscription “Fourth Year of Cheongnyeong”

In Buddhism, ringing a bell is believed to calm the souls suffering in hell. Bells were sometimes made as to wish people well.

#1F_Goryeo_Dynasty_II_Gallery_(116)

#Buddhist_Nation_Goryeo

#How_do_you_make_a_bell?

#Bronze_bell_made_using_wax_casting

#Secret_of_the_sound_of_Korean_bells_is_frequency

Navigational Instruments of the Joseon Dynasty



Daedongyeojido (Map of the Great East) and Woodblocks

Daedongyeojido was created by Kim Jeong-ho using all of the map-making techniques known in Korea at the time. It is so detailed that when the whole map is unfolded, it is 6.7 meters long from North to South.

#1F_Joseon_Dynasty_III_Gallery_(119)

#Mass_production_through_woodblock_printing

#Woodblock_printing_using_various_symbols

#Mountain_ranges_waterways_administrative_and_National_defense_facilities

#6.7_meters_when_unfolded_how_many_times_is_it_bigger_than_you?

A Capture of the Life of the Emperor



Portrait of Emperor Gojong

Emperor Gojong’s portrait is based on Eastern-style painting, but it is also influenced by Western painting. Compared to the portraits of Joseon kings from the past, it looks a little three-dimensional. Traditional Korean portraits have a mysterious secret: they are painted on both the front and back sides.



#1F_Korean_Empire_Gallery_(120)

#Silk_front_back_coloring_technique

#Color_pigment_production_process_of_portraits

#Visit_the_Calligraphy_and_Painting_Gallery_on_the_second_floor_for_more_information!

#Portraits_are_like_ID_photos_of_their_day



Creating Keywords and Hashtags for The Road to Trends

Duji, did you have fun traveling along the Road to Trends at the museum today?








You bet. I had such a great time.

Yeah? Let's make a recording of our finds from today.


Sure, this was my favorite item. What was yours?







 **The museum is**

#

 **The Road to Trends is**

#

Create keywords for the museum and the Road to Trends.
Draw your favorite item and come up with your own unique hashtags.